

M E E T N G

S R E E T

KEY SURVEY DATA AMONG SOUTH CAROLINA REPUBLICAN PRIMARY VOTERS

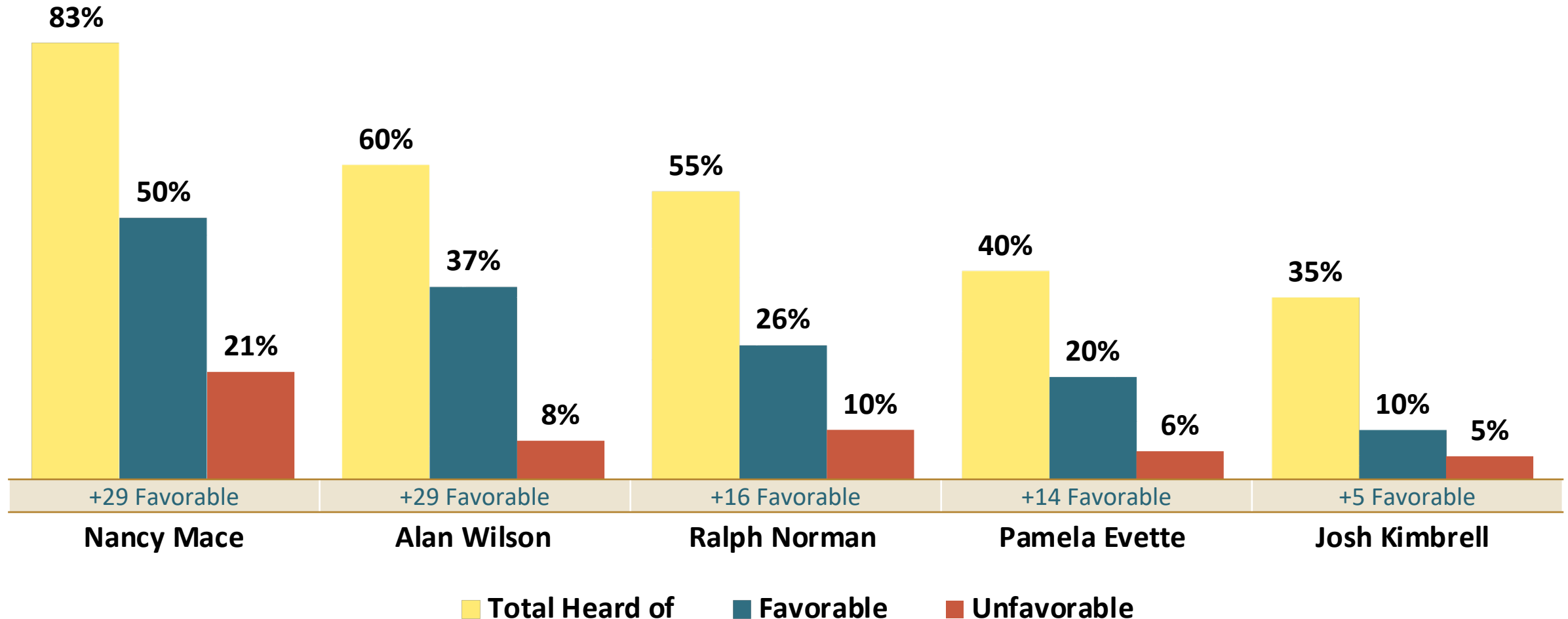
KEY FINDINGS FROM AN AUGUST 11–12, 2025
SURVEY OF 600 LIKELY REPUBLICAN PRIMARY VOTERS

METHODOLOGY

- A South Carolina statewide completed August 11–12, 2025, among N=600 likely Republican primary voters.
- We used a mix of cell phone and landline interviewing, along with text-to-web interviewing. The margin of error for a sample size of N=600 is $\pm 4.0\%$.

Congresswoman Nancy Mace is the most well-known and best-liked candidate in the Republican race for Governor.

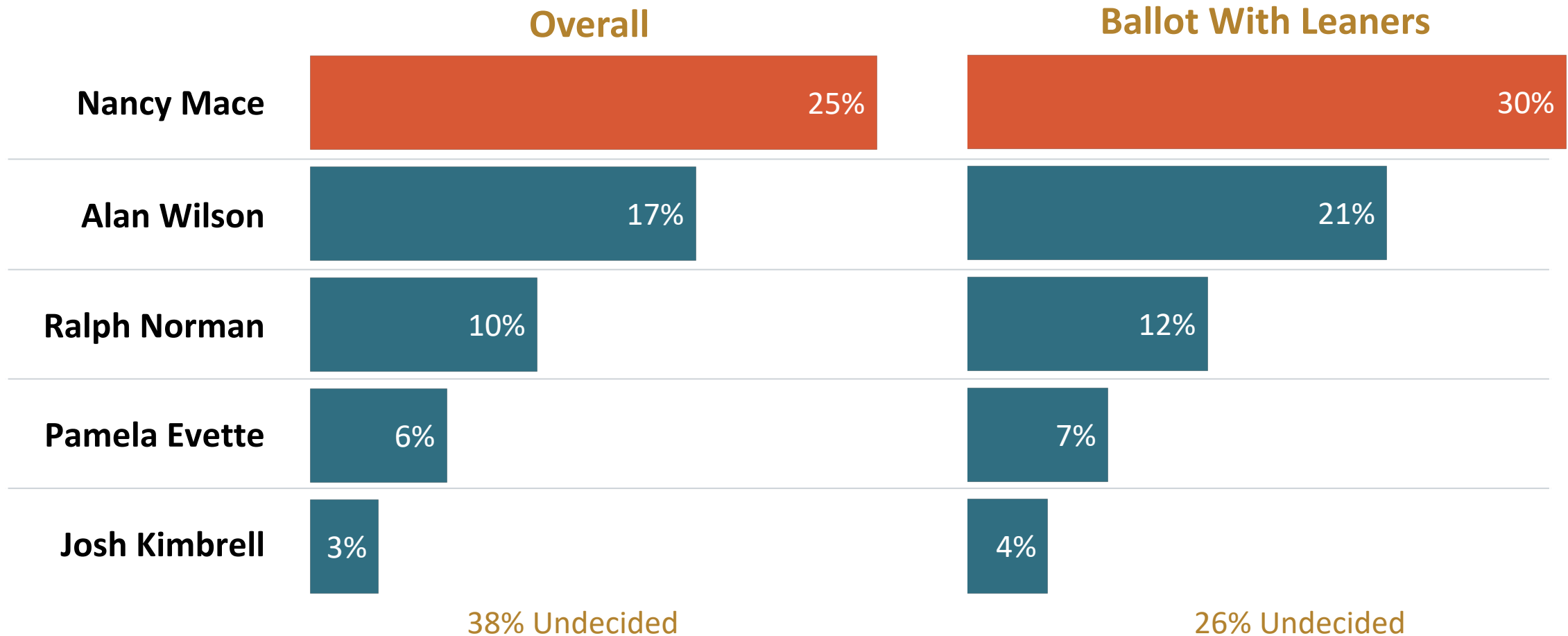
“For each one, please indicate whether you have a favorable or unfavorable impression of that person, if you’ve heard of that person but don’t have an opinion, or if you’ve never heard of that person.”



Congresswoman Mace leads on the primary ballot and hits 30% with leaners.

“If the Republican Primary election for Governor of South Carolina were being held today, for whom would you vote if the candidates were ...”


(Asked Among Undecideds) “If you had to choose, as of today, which candidate would you say you are leaning toward voting for?”



Nancy Mace has double-digit leads with Base Republicans, Conservative Republicans, and Trump Supporters. Alan Wilson does better with Moderate/Liberal Republicans and more traditional party supporters.

South Carolina Governor Primary Ballot Overall By Key Group

	Mace	Wilson	Norman	Evette	Kimbrell	Undecided
Base Republicans (62% of sample)	27%	17%	10%	6%	2%	38%
Soft Republicans (33%)	23%	17%	11%	4%	5%	37%
Conservative Republicans (76%)	28%	16%	10%	5%	3%	36%
Moderate/Liberal Republicans (16%)	20%	21%	7%	7%	3%	42%
More Trump Supporters (65%)	30%	13%	8%	4%	4%	40%
More Traditional Party Supporters (30%)	15%	22%	14%	9%	2%	35%



M E E T N G

S R E E T